

FANCY STYLES



Manchester Beveled Drawer
With or without beadboard trim



Rockport Framed Drawer
With or without beadboard trim



Vineyard



Bedford

Some Bedford items are taller than heights listed

SIMPLE STYLES



Shaker



Cottage

With or without beadboard trim



Canterbury



Exeter

the **bedroomsource** Collections

Solid Wood, American Made Furniture

Solid birch drawers with 4 corner English dovetail Keeps drawers square and opening smoothly for years

All drawers are sanded and clear finished inside and out Keeps clothes odor free and prevents snags

Solid birch drawers, doors, moulding and frames Sturdy, durable and damage resistant

3/4" thick hardwood plywood subsurface on side and some tops Thicker wood pieces for added stability to cabinets

Deeper cabinets & drawers Holds more clothing and larger items, more display surface on tops

Full extension drawer slides Holds more weight, easier operation, better drawer management.

Choice of finishes All hand wiped stain finishes included. Multi-coat paints, two-tones and distressed finishes are available at additional cost.

Many standard sizes Piece selection is varied to fit in most room dimensions

Custom sizes available Pieces can be reduced or enlarged, at additional cost, to maximize use of space and fit tight corners

1 year in home service guarantee We service what we sell for 1 year in home at no charge when we deliver and install

Made to order and delivered monthly to our local distribution center, where it is inspected and deluxed before being white glove delivered to your home. Please ask your salesperson about the next available production cycle and delivery fee to your home.

White	Frosty White	Linen	Sandstone	Revere Pewter	Oyster	Storm	Coventry Gray	Whale Gray
Grays Harbor	Natural	Autumn Gold	Early American	Nutmeg	Heritage	Cherry	Walnut	Slate
Driftwood	Wedgewood Blue	Espresso	Nitefall	Carolina Gull	Hale Navy	Denim	Vintage Red	Black

the **bedroomsource**
kids ★ teen
visit our website www.bedroomsource.com

NIGHTSTANDS



1 Drawer Nightstand
20W x 17D x 24H



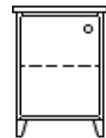
2 Drawer Nightstand
20W x 17D x 24H



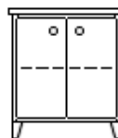
1 Drawer/1 Door Nightstand
hinged left or right
20W x 17D x 24H



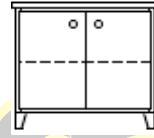
DOOR CABINETS



Door Cabinet
w/1 adjustable shelf
21W x 20D x 30H



Door Cabinet
w/1 adjustable shelf
26W x 20D x 30H



Door Cabinet
w/1 adjustable shelf
36W x 20D x 30H

CHESTS



3 Drawer Chest
21W x 20D x 30H
26W x 20D x 30H



3 Drawer Chest
36W x 20D x 30H
36W x 20D x 32H



2 Over 2 Drawer Chest
36W x 20D x 32H



3 Drawer Chest with
extra deep drawers
36W x 20D x 36H
42W x 20D x 36H



4 Drawer Chest
36W x 20D x 36H



2 Over 3 Drawer Chest
36W x 20D x 36H
42W x 20D x 36H



6 Drawer
Narrow Chest
20W x 20D x 53H



4 Drawer Chest
w/extra deep drawers
36W x 20D x 45H



5 Drawer Chest
36W x 20D x 45H



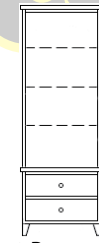
7 Drawer Chest
36W x 20D x 51H



6 Drawer Chest with
4 extra deep drawers
36W x 20D x 51H



6 Drawer Chest
w/2 blanket drawers
42W x 20D x 58H



2 Drawer
Library Chest
26W x 20D x 72H

DRESSERS, MIRRORS, MIRROR BOXES, WARDROBES

Rockport Framed Small Mirror
27W x 34H



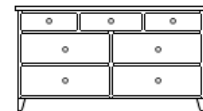
6 Drawer Dresser**
54W x 20D x 32H
62W x 20D x 32H
70W x 20D x 32H
**Also available at 30"H

Vineyards Small Mirror
27W x 34H



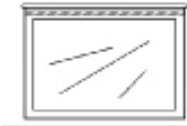
6 Extra Deep Drawer Dresser
54 x 20D x 36H
62W x 20D x 36H
70W x 20D x 36H

Rockport Framed Large Mirror
45W x 34H



7 Drawer Dresser
56W x 20D x 32H
60W x 20D x 32H

Vineyards Large Mirror
45W x 34H



8 Drawer Dresser
70W x 20D x 36H

Small Mirror Box
30W x 9D x 6H



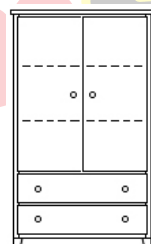
Large Mirror Box
50W x 9D x 6H



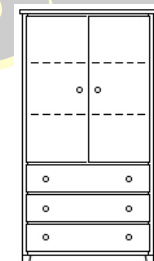
Large Mirror Box
50W x 9D x 6H



ARMOIRES



2 Drawer Armoire
with upper doors and
2 adjustable shelves
36W x 20D x 63H

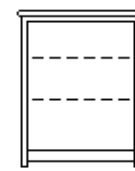


3 Drawer Armoire
with upper doors and
2 adjustable shelves
36W x 20D x 72H




5 Drawer Armoire
with upper doors and
2 adjustable shelves
42W x 20D x 72H

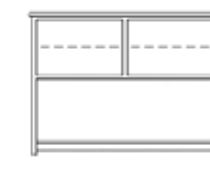
HUTCHES



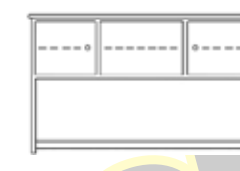
Full backing and
2 adjustable shelves
21 wide to 44 wide
All 13 deep
Choose 36 high or 42 high



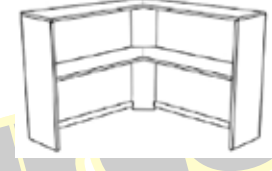
Fixed shelf, with or
without cork board
44W x 13D x 36H
44W x 13D x 42H*
*Plus 1 adjustable shelf



Fixed shelf, with or without
cork board, vertical support
and 2 adjustable shelves
52W x 13D x 42H
60W x 13D x 42H



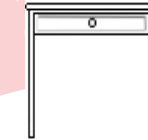
Fixed shelf, 3 adjustable
shelves with or without cork,
with or without doors
62W x 13D x 42H



Corner hutch top with full
back & 1 adjustable shelf
Extra shelf available
37W x 12D x 36H
37W x 12D x 42H

DESKS

Please specify drawers left or right



Mini Computer Desk
with pencil drawer
34W x 24D x 30H
Available up to 60" Wide



Pencil drawer,
2 paper and 1 file drawer
38W x 20D x 30H



Pencil drawer and 6 equal drawers,
16" wide drawers, 28" knee space
62W x 24D x 30H



Pencil drawer,
1 file drawer and 2 drawers
44W x 20D x 30H
52W x 20D x 30H
44W x 24D x 30H
52W x 24D x 30H



Pencil drawer and 3 equal
drawers
44W x 20D x 30H
52W x 20D x 30H
44W x 24D x 30H
52W x 24D x 30H

CORNER DESKS

Corner Desks available at
30" & 32" High




Corner Connecting Desk
with pencil drawer
36 x 36 x 20D
42 x 42 x 24D

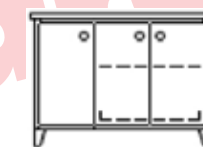


Corner Free Standing Desk
with pencil drawer
37 x 37 x 20D
43 x 43 x 24D

PRINTER CARTS & FILE DRAWERS



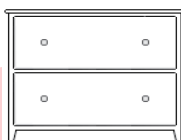
Printer Cart w/full doors,
pullout shelf on full
extension slides &
1 adjustable shelf
26W x 24D x 30H



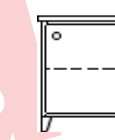
Printer Cart w/tower storage,
pullout shelf on full extension
slides & 1 adjustable shelf
36W x 24D x 30H



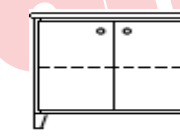
2 Drawer File
to accommodate letter
size files
21W x 20D x 30H
21W x 24D x 30H



2 Drawer Lateral File
to accommodate letter
and legal size files
38W x 24D x 30H



1 Door Cabinet
w/1 adjustable shelf
hinged left or right
21W x 20D x 30H
25W x 20D x 30H



2 Door Cabinet
w/1 adjustable shelf
36W x 20D x 30H



Full Extension, Heavy Duty
Drawer Glides on all
Bedroom Source Collection
Furniture Pieces

WIDTHS LISTED DO NOT INCLUDE EXTENDED TOPS
visit our website www.bedroomsource.com

Solid Wood, American Made Furniture

PANEL HEADBOARDS

BEDFORD / CANTERBURY / GROTON

48"H



ROCKPORT / CASTINE

50"H with Finials, 46"H without



HUDSON / MISSION - 40"H



BRISTOL - 42 1/2"H with Finials, 40"H without



BOOKCASE HEADBOARDS

40", 46", & 56" High x 7"D

Twin - 42" - 46"W

Full - 57" - 62"W

Queen - 63" - 68"W


King - 80" - 84"W

• Available with or without Beadboard

• Available in Different Depths and "In Between" Widths

• Panel and Bookcase Headboards are available as complete beds, platform style with universal footrail. Twin through King sizes.

TRUNDLE OPTIONS FOR 3 DRAWER BED WITH TRUNDLE



Twin size slatted trundle.
Uses 39 x 72 x 7 mattress.
Available in Twin X-L and Full size.
Sets up left or right.



Twin size storage trundle with removable dividers.
Uses 36 x 70 x 6 mattress.
Sets up left or right.

✓ Proudly made in our New England factory using responsibly sourced solid birch plus select veneers over hardwood plywood.

✓ Beds feature mortise & tenon joinery to ensure durability and internal connectors for a more finished look. Choose a traditional bed with headboard and footboard, or pick a platform bed with under bed storage built right in.

✓ Several headboards are available in lower height to fit under windows or under angled ceilings.

✓ Many storage beds are available to be made in sections to allow for delivery into tight spaces and up angled staircases.

✓ Trundles are available for sleepovers or as extra storage.

✓ Features extra deep drawers made of solid wood with english dovetail joinery front and rear, then clear finished for a smooth, cling-free interior.

✓ Hand wiped stains plus multi-coat paints and distressed finishes.

✓ Made to order and delivered monthly to our local distribution center, where it is inspected and deluxed before being delivered and installed in your home.

✓ Please ask your salesperson about the next available production cycle and delivery fee to your home.



4 Drawer, 2 Door Storage Bed with 46" High Bookcase Headboard

Cottage style with narrow beadboard

White	Frosty White	Linen	Sandstone	Revere Pewter	Oyster	Storm	Coventry Gray	Whale Gray
Grays Harbor	Natural	Autumn Gold	Early American	Nutmeg	Heritage	Cherry	Walnut	Slate
Driftwood	Wedgewood Blue	Espresso	Nitefall	Carolina Gull	Hale Navy	Denim	Vintage Red	Black

CAPTAIN'S BEDS & STORAGE BEDS



2 Drawer Captain's Bed
Shown with Shaker End Moulding
(Adds 2" to length)
Shown with 46" High Bookcase Headboard.
Adds 7" to Length

14" HIGH



2 Drawer Captain's Bed
Shown with Panel Headboard
Available 40" & 46" High
Adds 2" to Length
Twin, Full, Queen & King

14" HIGH



2 Drawer Captain's Bed
Twin - 42W x 14H x 77L
Twin XL - 42W x 14H x 83L
Full - 57W x 14H x 77L
Queen - 62W x 14H x 83L
King - 78W x 14H x 83L

14" HIGH



5 Drawer Storage Bed
Shown with Shaker End Moulding
(Adds 2" to length)
Twin - 42W x 20H x 77L
Available 1 piece, Twin only

20" HIGH



3 Drawer Bed with Trundle
Shown with Cottage End Moulding and Beadboard
(Adds 2" to length)
Twin - 42W x 20H x 77L
Available 1 piece, Twin only
Slatted Trundle holds 7" Thick Twin Mattress
Storage Trundle holds 36W x 70L x 6" Thick Mattress or Use for Storage

20" HIGH



4 Drawer, 2 Door Storage Bed
Shown with Cottage Doors, End Moulding and Beadboard
(Adds 2" to length)
Twin - 42W x 20H x 77L
Twin XL - 42W x 20H x 83L
Full - 57W x 20H x 77L
Queen - 62W x 20H x 83L
King - 78W x 20H x 83L

20" HIGH



6 Drawer Storage Bed
Twin - 42W x 20H x 77L
Twin XL - 42W x 20H x 83L
Full - 57W x 20H x 77L
Queen - 62W x 20H x 83L
King - 78W x 20H x 83L

20" HIGH



4 DRAWER, 2 DOOR STORAGE BED
Shown with Shaker End Moulding
(Adds 2" to length)
Shown with 46" High Bookcase Headboard

20" HIGH

78" 1/2



"DAYBED STYLE"
4 DRAWER, 2 DOOR STORAGE BED WITH 46" HIGH BOOKCASE SIDEBOARD
Show with hidden groove drawer opening
Twin - 49 Deep including Headboard measurement
Full - 64 Deep including Headboard measurement

77" Length



25" HIGH

Our Largest Storage Bed!
Maximum Storage Giant 4 Drawer Bed
Twin - 42W x 25H x 77L
Twin XL - 42W x 25H x 83L
Full - 57W x 25H x 77L
Queen - 63W x 25H x 83L
King - 78W x 25H x 83L

Pair this up with our 56" High Bookcase Headboard.
Adds 7" to length.

- Drawers can face left or right
- Twin size beds available with drawers one side only. Full, Queen and King beds available with drawers on one or both sides.



Bed drawers are solid Maple, 21" Deep and feature full extension 100 lb. weight drawer glides.

Solid Wood, American Made Furniture

BEDFORD/CANTERBURY/GROTON

Twin - 42W x 50H x 81L
Twin XL - 42W x 50H x 87L
Full - 58W x 50H x 81L
Queen - 64W x 50H x 87L
King - 80W x 50H x 87L



HUDSON/MISSION

Twin - 43W x 42H x 81L
Twin XL - 43W x 42H x 87L
Full - 60W x 42H x 81L
Queen - 65W x 42H x 87L
King - 81W x 42H x 87L
BUNK BED - 72" HIGH
Twin over Twin - 45W x 81L
Twin over Full with Extension 60W x 81L



ROCKPORT/CASTINE

Twin - 42W x 50H x 81L
Twin XL - 42W x 50H x 87L
Full - 58W x 50H x 81L
Queen - 64W x 50H x 87L
King - 80W x 50H x 87L



BRISTOL

Twin - 41W x 41H x 79L
Twin XL - 41W x 41H x 85L
Full - 56W x 41H x 79L
Queen - 63W x 41H x 85L
King - 79W x 41H x 85L
BUNK BED
Twin over Twin - 41W x 81L
Twin over Full with Extension 56W x 81L



BOOKCASE HEADBOARDS

40", 46", & 56" High x 7"D

Twin - 42" - 46"W

Full - 57" - 62"W

Queen - 63" - 68"W

King - 80" - 84"W

• Available with or without Beadboard

• Available in Different Depths and "In Between" Widths

• Panel and Bookcase Headboards are available as complete beds, platform style with universal footrail. Twin through King sizes.

UNDERBED OPTIONS

Includes One Modesty Panel



Twin size slatted trundle. Uses 39 x 72 x 7 mattress. Available in Twin X-L and Full size. Sets up left or right.



Twin size storage trundle with removable dividers. Uses 36 x 70 x 6 mattress. Sets up left or right.



Pair of storage drawers with center guide. Sets up left or right.

- ✓ Proudly made in our New England factory using responsibly sourced solid birch plus select veneers over hardwood plywood.
- ✓ Beds feature mortise & tenon joinery to ensure durability and internal connectors for a more finished look. Choose a traditional bed with headboard and footboard, or pick a platform bed with under bed storage built right in.
- ✓ Several headboards are available in lower height to fit under windows or under angled ceilings.
- ✓ Many storage beds are available to be made in sections to allow for delivery into tight spaces and up angled staircases.
- ✓ Trundles are available for sleepovers or as extra storage.

- ✓ Features extra deep drawers made of solid wood with english dovetail joinery front and rear, then clear finished for a smooth, cling-free interior.
- ✓ Hand wiped stains plus multi-coat paints and distressed finishes.
- ✓ Made to order and delivered monthly to our local distribution center, where it is inspected and deluxed before being delivered and installed in your home.
- ✓ Please ask your salesperson about the next available production cycle and delivery fee to your home.



Canterbury Storage Bed

White	Frosty White	Linen	Sandstone	Revere Pewter	Oyster	Storm	Coventry Gray	Whale Gray
Grays Harbor	Natural	Autumn Gold	Early American	Nutmeg	Heritage	Cherry	Walnut	Slate
Driftwood	Wedgewood Blue	Espresso	Nitefall	Carolina Gull	Hale Navy	Denim	Vintage Red	Black



Shown with 3 Drawers
Also Available 2 Drawers & Cubby

CANTERBURY STORAGE BED

Twin - 44W x 48H x 82L*
Twin XL - 44W x 48H x 88L*

Full - 60W x 48H x 82L**
Queen- 65W x 48H x 88L**
King - 82W x 48H x 88L**

*Specify drawers left or right.

**Drawers Available Both Sides



CANTERBURY PANEL BED
Shown with Trundle



Shown with 3 Drawers
Also Available 2 Drawers & Cubby

GROTON STORAGE BED

Twin - 44W x 48H x 82L*
Twin XL - 44W x 48H x 88L*

Full - 60W x 48H x 82L**
Queen- 65W x 48H x 88L**
King - 82W x 48H x 88L**

*Specify drawers left or right.

**Drawers Available Both Sides



GROTON PANEL BED



Available 2 Drawers & Cubby
or with 3 Drawers

BEDFORD STORAGE BED

Twin - 44W x 48H x 82L*
Twin XL - 44W x 48H x 88L*

Full - 60W x 48H x 82L**
Queen- 65W x 48H x 88L**
King - 82W x 48H x 88L**

*Specify drawers left or right.

**Drawers Available Both Sides



BEDFORD PANEL BED



ROCKPORT STORAGE BED

Twin - 48W x 46H x 84L*
Twin XL - 48W x 46H x 90L*

Full - 63W x 46H x 84L**
Queen- 69W x 46H x 90L**
King - 83W x 46H x 90L**

*Specify drawers left or right.

**Drawers Available Both Sides



Optional Top Arch Available



ROCKPORT PANEL BED

CASTINE
PANEL BED



**ROCKPORT STORAGE BED
WITH BOOKCASE HEADBOARD**
Shown with 3 Drawers
Also Available 2 Drawer & Cubby

• Twin size beds available with drawers one side only.
Full, Queen and King beds available with drawers
on one or both sides.



HUDSON BED
Low Footrail

HUDSON BUNK BED

Twin over Twin
Twin over Full
Twin over Full with extension



BRISTOL BED

Low Footrail

BRISTOL BUNK BED

Twin over Twin
Twin over Full with extension



MISSION BED

MISSION BUNK BED

Twin over Twin
Twin over Full
Twin over Full with extension



Bed drawers are solid Maple,
21" Deep and feature
full extension 100 lb, weight
drawer glides.

BOOKCASES

- Coordinates with our **bedroomsource** Collection in all of our finishes
- Made of solid Birch
- Anti-Tip Kit included

AVAILABLE WIDTHS (inches)

24, 30, 36, 42, 48, 60

X

AVAILABLE HEIGHTS (inches)

24, 30, 36, 48, 60, 72, 84

STANDARD NUMBER OF SHELVES

24H = 1 shelf

30H = 1 shelf

36H = 2 shelves

48H = 3 shelves

60H = 4 shelves

72H = 5 shelves

84H = 6 shelves

Standard Bookcase Depth: 12"

Standard Shelf Depth: 10 3/4"

OPTIONS

- Custom sizing available
- Increase bookcase depth up to 20"
- Add additional adjustable shelves
- Add base doors
- Crown molding (not available in all styles)

the bedroomsource
kids★teen



White	Frosty White	Linen	Sandstone	Revere Pewter	Oyster	Storm	Coventry Gray	Whale Gray
Grays Harbor	Natural	Autumn Gold	Early American	Nutmeg	Heritage	Cherry	Walnut	Slate
Driftwood	Wedgewood Blue	Espresso	Nitefall	Carolina Gull	Hale Navy	Denim	Vintage Red	Black

visit our website www.bedroomsource.com

Frequently Asked Questions

Do we run sales?

We offer the guaranteed lowest price every day. If you ever find the identical merchandise for a lower price, just show us a written estimate or an advertisement and we'll gladly refund the difference. That includes websites that can't install or service what they sell.

How long have we been in business?

Over 35 years! In 1980 we started as a mattress store, and became a kids specialist in 1996. Ask your friends and neighbors about us.

Are we a chain or franchise?

We are a single store, family owned and operated business. Paul and Phil Kantor are always available to help you.

How long does delivery take once I place my order?

Deliveries typically take between 2-4 weeks from time of order. Some things take a little less time, some take a little more.

Do you charge for delivery and set up?

Yes, we do. Our delivery fee includes professional installation and a one year in-home service guarantee. We also take away all of the packing materials. Our normal delivery area includes Nassau, Suffolk and the 5 boroughs. Ask your salesperson about other areas that we deliver to for an additional fee.

As a special service to our customers (and for an additional fee), we can arrange for a team of service people to visit your home a day or two prior to delivery to take apart the existing bed and furniture and move it out of the way. This is a great option for people who are unable to remove the existing furniture in the room.

What days do we deliver?

We deliver Tuesday through Saturday, but some items are not delivered on weekends. Your location may restrict delivery day as well.

Do you let me know what time delivery will be?

Do I need to be home the whole day?

We will call you the day before with a 3 hour window and if requested will call you 1/2 hour before arrival.

Do we sell mattresses?

Yes. We specialize in low profile, high quality mattresses for all types of kids beds. We have organic mattresses, memory foam, natural latex and traditional innerspring.

Are mattresses included in the price?

Mattresses are sold separately.

Where is your furniture made?

Over half of our furniture is manufactured in the USA. The rest comes from South America and Asia.

What if it doesn't fit?

Depending on what you purchased, we will take it back for store credit and let you pick something else. There will be a restocking fee.

Will you come to my house to measure?

Sure thing! A non-refundable deposit is required and it will be applied to your purchase.

Are our sales people commissioned?

No. That isn't the best way to help our customers. We don't use high pressure tactics.

Do we offer financing?

We offer interest free financing through Synchrony Financial. Subject to credit approval

Do we take credit cards?

We accept MC, VISA, Discover, AMEX.

How can I pay a COD if I have one?

Cash or certified bank check to the installers.

Can I pick up my furniture?

Only floor samples are available to be picked up at the showroom.

Does your furniture come in different colors and sizes?

Yes!! Ask us! We offer so many options.